




TEACH for ESD

CREATE ENVIRONMENTAL AWARENESS



Green School
Activities




Celebrate
Environmental
Days!



Art-based
Environmental
Education

Teach for ESD - Toolkit Guide 3.8

CREATE ENVIRONMENTAL AWARENESS



Published in 2024 by the Namib Desert Environmental Education Trust (NaDEET).

Authors: Alisa Volkmann and Viktoria Keding
with contributions from NaDEET staff

Illustrations & Design: Alisa Volkmann

Printed in Namibia with the generous support of Bread for the World.

Brot
für die Welt

© NaDEET 2024

*This Teach for ESD Toolkit guide may be reproduced for educational purpose
as long as NaDEET is acknowledged.*

Please take note of the copyright of each individual resource.

OVERVIEW

When we think about “raising awareness” about the environment, many of us think of someone giving a presentation on an environmental issue, a poster about saving resources or people celebrating an environmental day. These are often once off events and are not necessarily going to result in behaviour change. However, raising awareness it is an important *first step* and when combined with taking environmental actions it can be a very effective, fun tool in ESD.

By **greening school events** we can raise awareness about environmental issues and encourage sustainable behaviours on a more regular basis, both in a direct and indirect way as an integral part of our daily, weekly, and special annual events. We all need continuous reminders – gentle nudges - to act sustainably. By **celebrating environmental days**, we can delve into environmental topics in more depth, to create awareness together and take positive environmental action. **Art-based environmental education** plays a powerful role in creating environmental awareness, because the arts have the ability to “speak to our hearts” in ways that other forms of communications cannot.


TABLE OF CONTENTS

OVERVIEW	1
1. GREEN SCHOOL ACTIVITIES	2
DAILY AND WEEKLY ACTIVITIES	2
ANNUAL AND SPECIAL EVENTS	3
RESOURCES FOR GREEN SCHOOL ACTIVITIES	6
2. CELEBRATE ENVIRONMENTAL DAYS	7
PLANNING A SUCCESSFUL ENVIRONMENTAL DAY	7
DAYS ABOUT SPECIAL ANIMALS	8
DAYS FOR NATURE & SUSTAINABILITY	8
RESOURCES FOR CELEBRATE ENVIRONMENTAL DAYS	10
3. ART-BASED ENVIRONMENTAL EDUCATION	12
VISUAL ARTS	12
MUSIC & SINGING	15
POETRY	15
DANCE & PERFORMANCE	15
RESOURCES FOR ART-BASED ENVIRONMENTAL EDUCATION	16

1. GREEN SCHOOL ACTIVITIES

A great way to implement ESD is through the normal operations of the school. Throughout the school year, there are many regular activities and events for teachers, learners, and the whole school community. These are some of the areas where there is the opportunity to implement sustainable practices and provide extra learning opportunities about the environment and sustainability.

School events can be daily or weekly events such as the morning line up or a staff meeting. They can also be annual events such as the year-end awards ceremony, first day of school or sports day.



DAILY AND WEEKLY ACTIVITIES

Think about a typical day or week at school. What activities take place on a regular basis? What about the daily line-up, weekly assembly, break-times, and staff meetings? How can these regular activities also become opportunities for us to raise environmental awareness in our schools?

"Every day do something that will inch you closer to a better tomorrow."

DOUG FIREBAUGH

LINE-UP AND ASSEMBLIES

Important announcements are usually made during line-ups or register periods. We can add a regular environmental announcement to these, to continuously raise awareness and make environmental messages standard. Weekly assemblies can be utilised to share environmental club activities, upcoming events, host environmental speakers or give environmentally themed performances.

Let us sing our environmental song!

...remember to keep our school clean!



MEETINGS

We can add regular environmental announcements or updates from the environmental club during staff meetings. Meetings are also opportunities for us to share our environmental audit analyses from **Toolkit 3.6 Reduce Resource Use**. We can leave one or two ESD resources in the staffroom for our colleagues to have a look at. Remember we are role models and therefore should make sure to practice the advice that we are giving!

We are improving!



Go to **pgs. 90 - 94** in **Towards a Green School** to get ideas and read case studies for greening common school activities.

ANNUAL AND SPECIAL EVENTS

Greening our annual school events is an excellent way to share our school’s sustainability vision with the community as these events are usually attended by many parents, relatives and the local community. Annual events include cultural festivals, sport competitions, fun days, talent shows, fashion shows and prize giving ceremonies.



Use **Leaving a Greening Legacy: Guidelines for Event Greening** to get a comprehensive overview on hosting sustainable events.



Use the **Smart Events Handbook** to help plan and implement a more sustainable event at our schools. Remember to adapt it to our contexts.



Many schools also celebrate international days or events, such as Valentine’s Day (14th February) and the



International Day of the African Child (16th June). While these are not considered environmental days, we can connect them to the environment and/or the SDGs.

For example, together with your learners celebrate:

GREEN VALENTINE’S DAY


- Go outside and identify heart shapes in nature.
- Make Valentine’s Cards, decorated with pressed flowers, from homemade recycled paper.
- Write a “Love Poem for Nature” or a “Love Song for Biodiversity”.
- Share “green gifts” ideas.



NATURE-INSPIRED & UPCYCLED DECORATIONS

Most decorations for events are made from non-recyclable plastic e.g., balloons, streamers, and glitter. Many decorations are designed for single-use and therefore create a lot of waste. Instead, let us get creative and use decorations from nature that celebrate the unique beauty of our local environment. For example, collect items such as feathers, pods, dried grasses, shells, seeds, dried flowers etc. to create interesting displays, arts and crafts (see the section below on art-based environmental education). We can also re-use items such as tins and glass bottles or jars and use them as candleholders or vases.

Make sure to only collect a few items and do not damage or hurt living plants and animals.



REDUCING WASTE BEFORE & DURING EVENTS

School events often create a large amount of waste. This mainly happens because of us using single-use items. We can reduce our use of single-use items by:

- buying or making homemade goods in **returnable containers**, instead of purchasing sweets and chips in packets.
- setting up a beverage station that uses **reusable cups or bottles** and serves water from the tap or a large container, instead of buying bottled water.



Reducing our resource use and improving our buying practices (procurement) to include environmentally and socially responsible products and services should be a large part of greening annual events. Refer to **Toolkit 3.6 - Reduce Resource Use** to find more ideas on how to improve our events.

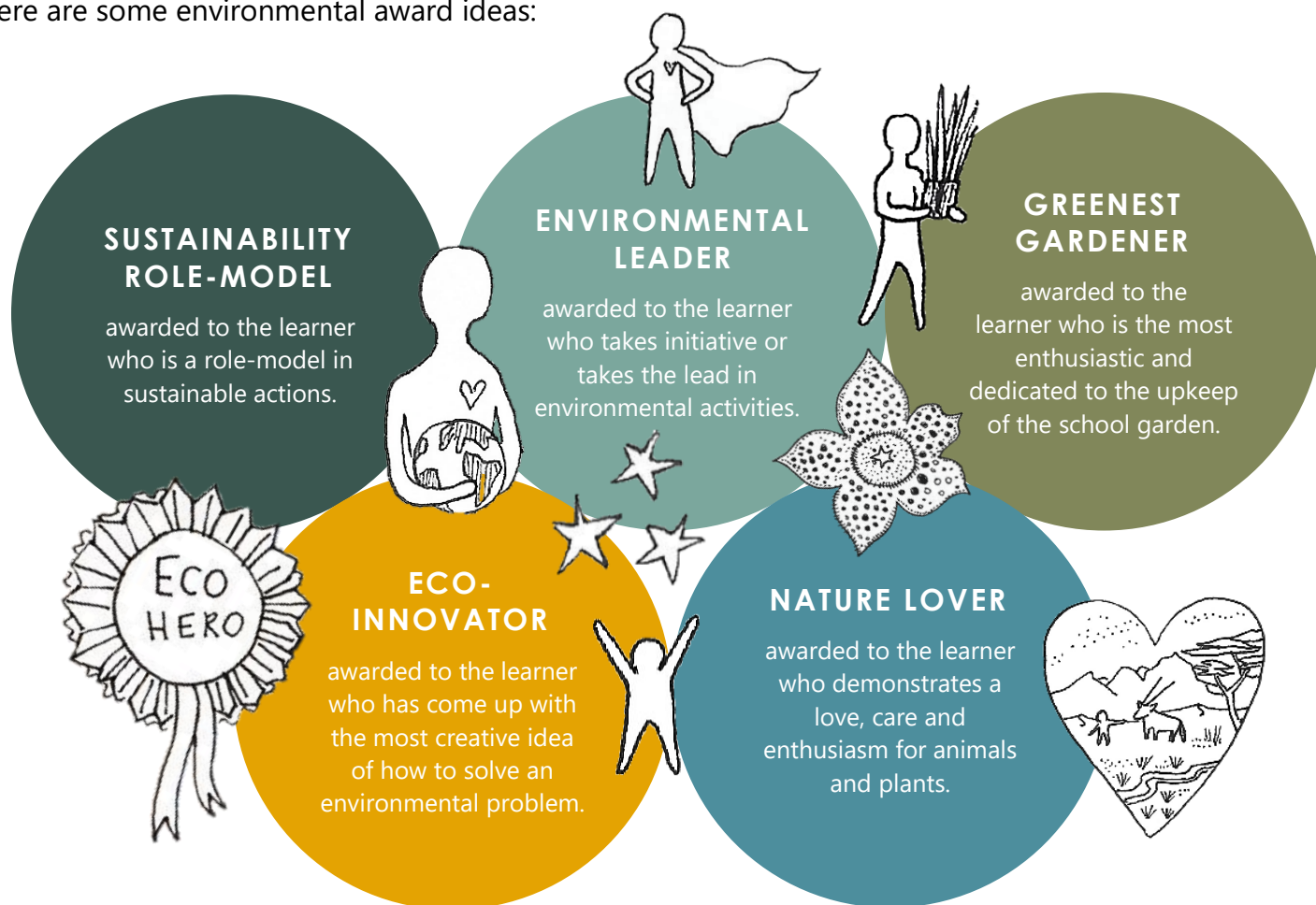
Make a sign (green nudge) to inform people that this is a "green" water station!



SCHOOL PRIZEGIVING

In our school prizegiving events, we can include awards and recognition for our learners that are involved in ESD activities. This will give environmental action-taking a level of importance and be recognised as a valuable contribution to the school community, similar to leadership, sport and art awards.

Here are some environmental award ideas:



We can also include special environmental prizes for projects or assignments about environmental topics. For example, there could be a prize for:

- Best Environmental Essay
- Most moving Environmental Poem
- Most inspiring Environmental Artwork
- Most innovative Environmental Science Project



Watch the video **Recycling DIY Plastic Bottle Trophy** to truly practice that which is being awarded - sustainable practices!

RESOURCES FOR GREEN SCHOOL ACTIVITIES

Junior Primary



Senior Primary




Junior Secondary



Senior Secondary



Teacher



Towards a Green School

MANUAL: This booklet explains the concept of a green school and seeks to be a guide on initiating the practices and policies. It guides on the profile of a green school, curriculum, practices, and implementation.

AUTHOR: K. Sharma, M. Pandya (2015)

Link: <https://ncert.nic.in/dee/pdf/Towards%20A%20green%20School.pdf>



Leaving a Greening Legacy: Guidelines for Event Greening

BOOKLET: Divided into three sections, this guidebook explains how to communicate the importance of greening events, how to practically green an event, and major points of consideration for greening an event.

AUTHOR: Greening the WSSD (2002)

Link: https://www.undp.org/sites/g/files/zskgke326/files/publications/GWSSD%20Handbook_leaving%20a%20greening%20legacy.pdf



Smart Events Handbook

MANUAL: Divided into sections what, why, how, and resources, this handbook on sustainable organisation, implementation and hosting of events gives best practice guidance for sustainability at all levels of events.

AUTHOR: City of Cape Town (2010)

Link: [https://thegreentimes.co.za/wp-content/uploads/2020/10/Smart Events Handbook Cape Town.pdf](https://thegreentimes.co.za/wp-content/uploads/2020/10/Smart%20Events%20Handbook%20Cape%20Town.pdf)



Recycling DIY: Plastic Bottle Trophy

VIDEO: This how-to video shows the steps to upcycle a plastic bottle to make a simple, effective trophy using basic tools and few other materials.

AUTHOR: WeAreTeachers (2017)

Link: <https://www.youtube.com/watch?v=EdPfZsOaVXU>

2. CELEBRATE ENVIRONMENTAL DAYS

Environmental days are an opportunity to come together as a global community, to raise awareness and educate ourselves and others about important environmental issues, or to appreciate and celebrate the wonders of the natural world. We can choose to celebrate environmental days that are relevant to Namibia, or we can choose days that provide an opportunity to learn about something outside our local context.

PLANNING A SUCCESSFUL ENVIRONMENTAL DAY

A successful environmental day celebration needs to be planned well in advance! It is good if we get together either as an environmental club or ESD committee and decide early on, which environmental days we can and want to celebrate throughout the year. We can then officially add these to the school calendar with approval from management and support from other staff members.

When planning the actual day, let's make sure that *meaningful* and *impactful* learning takes place, by designing and organising a variety of different types of activities. Depending on the topic of the environmental day, consider doing more than just one of the following:

- Awareness raising activity
- ESD lesson & cross-curricular teaching
- Direct environmental action
- Nature-experience
- Game or competition
- Green community service

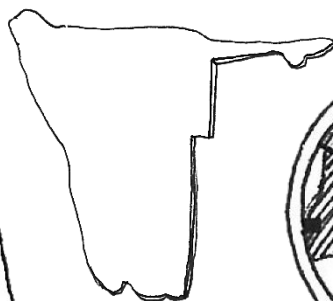



ENVIRONMENTAL DAYS CALENDAR

Use the Environmental Days Calendar to plan for the most well-known environmental days that are celebrated internationally and that are especially relevant to our Namibian context.



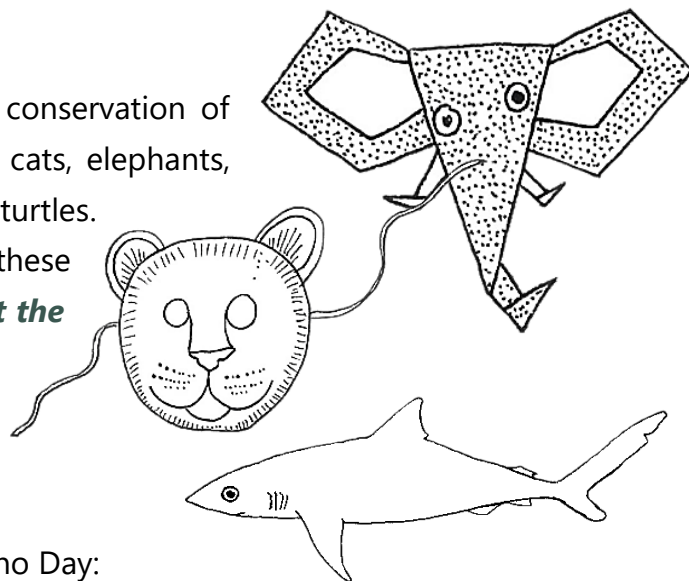
Print out NaDEET's **Environmental Days Calendar** and let learners colour it in. Hang it up in the classroom.



There are now environmental days for almost every environmental topic! Which ones are most relevant to your school context?

DAYS ABOUT SPECIAL ANIMALS

There are several NGOs in Namibia that focus on the conservation of specific endangered animals, such as the pangolin, big cats, elephants, rhinos and marine organisms like sharks, dolphins and turtles. We can use their resources to educate our learners about these special animals in our lessons – refer to **3.1 Teach about the Environment** for resources on specific animals.



WORLD RHINO DAY

Here are some more resources for celebrating World Rhino Day:



Here is a **World Rhino Day Lesson Plan** to celebrate World Rhino Day (22nd Sep.). Use the **Rhino Mask** instructions from NNF for creating rhino masks with younger learners.




Together with your learners be inspired by watching the two **Save The Rhino** music videos by local Namibian musicians.



We can also invite a speaker from these organisations to come to our school to talk about their work or organise a trip to their education centre - see **Toolkit 3.9 Teach in Nature** for a list of environmental education centres in Namibia.

DAYS FOR NATURE & SUSTAINABILITY

There are several organisations in Namibia, such as the Ministry of Environment, Forestry and Tourism (MEFT) and local NGOs, that officially celebrate certain environmental days, making it easy for us to join them.



DAYS ABOUT THE EARTH

Earth Day (22nd April) and **World Environment Day** (5th June) are both well-known environmental days, which are quite broad and can entail anything regarding the earth or environment. We can use this opportunity to also teach about global warming and climate change.



BIODIVERSITY DAYS


MEFT celebrates the **International Day for Biodiversity** on the 22nd of May and **World Oceans Day** (8th June) is celebrated annually by the Ministry of Fisheries and Marine Resources. We can find out what they are planning for the next World Oceans Day and join them!



Use the **22 Actions for Biodiversity** flyer for ideas on what to do these days or to hand out to learners and staff. Watch the video by GIZ on **Biodiversity Day 22 May**.





Find a variety of activities and lesson plans for World Ocean Day in the activity guide **Increasing Ocean Litter-acy**.



ARBOR DAY

Another popular environmental day is **Arbor Day**, which Namibia celebrates on the second Friday in October. Refer to **Toolkit 3.5 - Bring Biodiversity into Schoolgrounds** for more resources on planting. In celebration of Arbor Day, the Directorate of Forestry choses a well-known and important tree to be *Tree of the Year*. The Botanical Society of Namibia also holds the annual Tree Awards which recognise a person, company, school, or organisation that has gone out of its way to save, protect and promote our indigenous trees.



"When we plant trees, we plant the seeds of peace and seeds of hope."

WANGARI MAATHAI



Visit the **Botanical Society of Namibia** website for more information on the *Tree of the Year* and Tree Awards.



To prepare well in advance for the next annual Tree Awards, look at the poster and brochure of **Tree of the Year 2022** and the **Tree Awards 2023** flyer and nominations.



RESOURCES FOR CELEBRATE ENVIRONMENTAL DAYS

Junior Primary

JP

Senior Primary

SP

Junior Secondary

JS

Senior Secondary

SS

Teacher

T




SP
JS
SS
T

Environmental Days Calendar

CALENDAR: This calendar provides most of the environmental days that are relevant to Namibia. Print out the calendar and let your learners to colour it in.

AUTHOR: NaDEET (2023)




SP
JS

World Rhino Day Lesson Plan

LESSON PLAN: Developed to increase knowledge and awareness for rhinos, this resource is a three-stage lesson plan on why rhinos are endangered. It includes material, a vocab list and educational information.

AUTHOR: Children in the Wilderness (2017)

Link: <http://www.childreninthewilderness.com/wp-content/uploads/2017/09/World-Rhino-Day-2017.pdf>



JP
SP

Rhino Mask

TEMPLATE: This is a template for a rhino mask, with instructions on how to assemble it, along with a poem about rhinos that learners can learn off by heart.

AUTHOR: Namibian Nature Foundation (2022)

Link: https://www.nnf.org.na/images/Edu_Materials_-_Rhino_Mask_Instructions_Final_2022_1.pdf



SP
JS
SS
T

Save the Rhino

VIDEOS: Both music videos are written and performed by local Namibian musicians to raise awareness about rhino poaching. The one video shows how soccer matches are an opportunity to raise awareness about environmental issues.

AUTHOR: Draycott Multimedia (2017), Save the Rhino Trust (2023)

Link: <https://www.youtube.com/watch?v=WA5jvuSlhvk>

Link: <https://www.youtube.com/watch?v=V3kqbURTzBY>



SP
JS
SS
T

22 Actions for Biodiversity

FLYER: This flyer gives 22 action ideas for what you can do on International Day for Biodiversity, May 22.

AUTHOR: Convention of Biological Diversity (2023)

Link: https://prod.drupal.www.infra.cbd.int/sites/default/files/2023-04/IDB2023-22_Actions-Biodiversity.pdf?_gl=1*88allr*_ga*MTQyNTI4MjE0My4xNjk3NTMzO_DYx*_ga_7S1TPRE7F5*MTY5NzU0NTkyNS4yLjEuMTY5NzU0NTk3Ny44LjAuMA..




JS
SS
T

Biodiversity Day 22 May

VIDEO: In this video the Ruacana community share what biodiversity means to them. This is one way to raise awareness about biodiversity.

AUTHOR: GIZ (2022)

Link: <https://www.facebook.com/GIZNamibia/videos/730179038119769>



JP
SP

Increasing Ocean Litteracy

MANUAL: This activity guide is for organizing an event for World Ocean Day. It includes documents that inform activities relating to marine litter and plastic pollution, as well as material for suggested activities.

AUTHOR: E. Atger, World Ocean Network (2020)



SS
T

Botanical Society of Namibia

WEBSITE: The Botanical Society of Namibia's website links to their newsletter, contact details, useful links and resources as well as explaining and showing with the Society does, including answering FAQs.

AUTHOR: Botanical Society of Namibia

Link: <https://botsoc.org.na/>



SP
JS
SS
T

Tree of the Year 2022

POSTER & BROCHURE: Both resources provide information about the Tree of the Year in 2022, the Manketti (*Schinziophyton rautanenii*).

AUTHOR: Ministry of Environment, Forestry and Tourism (2022)

Link: https://botsoc.org.na/sites/default/files/tree%20of%20the%20year%20of%20the%20Year%202022_Poster.pdf

Link: <https://botsoc.org.na/sites/default/files/tree%20of%20the%20year/Tree%20of%20the%20Year%202022%20Pamphlet.pdf>



JS
SS
T

Tree Awards 2023

FLYER & DOCUMENT: The flyer provides information about the Tree Awards and the requirements for nominations. The document lists the nominees for the Tree Awards of 2023.

AUTHOR: Botanical Society of Namibia (2022)

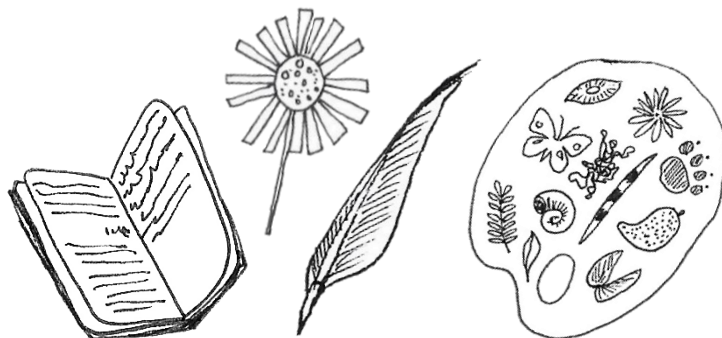
Link: <https://botsoc.org.na/whats-on/annual-tree-awards>

3. ART-BASED ENVIRONMENTAL EDUCATION

For many artists, nature was and still is a great source of inspiration. However, the arts can also inspire a love for the environment and play a powerful role in fostering a more personal and emotional connection between humans and nature. We don't have to be art teachers to incorporate the arts into our subjects.

The arts include:

- visual arts
- music
- poetry
- storytelling
- drama
- dancing



"Every child is an artist. The problem is to remain an artist once they grow up."

PABLO PICASSO

Art can also be a facilitator in understanding nature, as well as a means to grapple with and express concern about environmental issues. There is an abundance of resources on how to use the arts in environmental education – known as **Art-based environmental education**.



To get an overview, read *EduVentures' Art-based Environmental Education Manual* which gives guidance on visual arts, music, poetry, drama, and storytelling.

VISUAL ARTS

"Visual art" is a broad and inclusive term that encompasses a wide range of artistic expressions primarily focused on the visual and aesthetic aspects. Here are some of the main categories and disciplines that fall under the umbrella of visual art:

Drawing: Images created using pencils, charcoal, ink, pastels, or other drawing materials.




Painting: Works created with various painting mediums such as acrylics, oils, watercolours, and mixed media.



Mural Art: Artwork displayed on a large surface in a public space, usually conveying an important message or creating a certain feel to a space.



Sculpture: Three-dimensional forms created typically through carving, modelling, or assembling materials like clay, stone, metal, wood, or found objects.

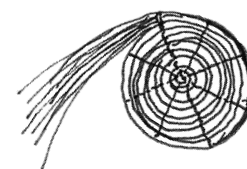


Ceramics: Works made with clay to create pottery, ceramics, and sculptures.

Textile Art: Textile creations such as fabric, thread, and fibres. It encompasses techniques like embroidery, quilting, and weaving.



Photography: Images created using cameras to capture and create visual compositions.




USING ECO-FRIENDLY ART MATERIALS

Whenever we are planning on using any of these visual art forms, it is important that we make sure that the materials and equipment that we are using, are safe and environmentally friendly. Many art materials are toxic chemicals and contain non-biodegradable substances.

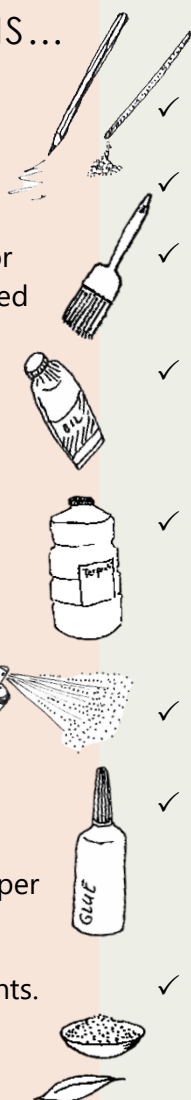
Make sure that your art materials do not contain:

- × **Volatile Organic Compounds (VOCs)** such as: benzene, toluene, formaldehyde
- × **Heavy metals** such as: cadmium (Cd), lead (Pb), mercury (Hg)



IF POSSIBLE, AVOID USING THIS...

- × **Lead pencils**
- × **Plastic brushes** with plastic bristles
- × **Single-use palettes** made from plastic or paper and need to be discarded once used
- × **Oil-based paints** such as oil paint, traditional acrylics, solvent-based paints
- × **Solvent-based paint thinners** used to thin oil-based paints and clean equipment. (e.g. acetone, turpentine, mineral spirits)
- × **Spray paints** with **high VOCs**
- × **Solvent-based, toxic glues** that contain heavy metals, solvents, and non-biodegradable materials, such as super glue and epoxy adhesive.
- × **Artificial pigments** with toxic components. For example heavy metal pigments such as chromium, mercury, cobalt, cadmium, and lead




RATHER USE THIS ...

- ✓ **Graphite or charcoal pencils**
- ✓ **Wooden brushes** with natural bristles fibres
- ✓ **Reusable palettes** made from wood, metal or upcycled materials.
- ✓ **Water-based paints** such as watercolours or watercolour pencils, gouache, acrylics with water-based mediums.
- ✓ **Eco-Friendly paint thinners** such as water for acrylics & watercolours and olive oil for oil-based paints.
- ✓ **Spray Paints** that are **Low-VOC** or **VOC-Free**
- ✓ **Eco-Friendly glues** are water-based or non-toxic white glues. Make homemade glue with flour and water.
- ✓ **Natural pigments** from plants, minerals, clay and crushed stones. Make natural colours from spinach, beetroot, turmeric ("borrie"), berries and coffee grounds.

RESOURCE CHECK

Together with younger learners, create water-based paints from plants using the lesson plan **Natural Plant Dyes**.



CREATING AN ENVIRONMENTAL MURAL


When murals are situated in a prime location and well done, they can have a significant, long-lasting impact on our learners and the wider school community. The mural needs to be attractive, create interest and have a clear message. Not only can we use a mural to raise awareness about an environmental topic or sustainability, but we can also use eco-friendly materials to make it a sustainable art project.

General guidelines to create an environmental mural at your school:

1. Come up with a **good design together**.
Make sure the environmental message is clear.
2. Find a **suitable location** where the mural will be seen on a regular basis.
Get **permission** from management.
3. **Prepare** the surface.
4. Get the design onto the wall by using a **grid** or a **projector**.
5. Paint or craft your mural.
Try to use **eco-friendly materials** and **reduce waste** where possible.
6. Clean up.
7. **Maintain** and **restore** the mural using eco-friendly materials.



Making this a collaborative and democratic group project, will create a greater sense of pride and ownership.

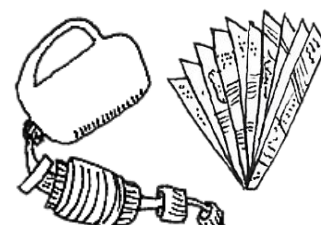


RESOURCE CHECK

Use the lesson plan **Make a Bird Mural** as an example of how to plan and paint an environmental mural at an event.


RE-USE AND UPCYCLE

Let us see what we can create out of our waste! By re-using and upcycling materials, before we buy new materials, we save both money and reduce our waste! Upcycling projects are a fun and creative challenge for our learners, which can improve their problem-solving skills.



RESOURCE CHECK

Get a variety of ideas on recycling crafts by reading **Recycled Arts and Crafts Guide** and the **It Costs Almost Nothing** book.



MUSIC & SINGING

Children of all ages love and respond to music. We can let our learners write and compose their own songs about nature. If we have learners who can play instruments, we should involve them!



Get musical: read *WWF's Environmental Studies – Magic with Music*.



Together with your learners watch the music video *1x1* by the Namibian musician, EES, and *Samalilani "Preserve"* - an environmental song from Zambian singers.



POETRY

Poetry is another powerful way that we can connect to nature. Several Namibian poets, such as the late Mvula Ya Nangolo and the young environmental activist Reinhold Mangundu, have found inspiration by our country's natural beauty. We can encourage our learners to write their own poems about their favourite place in nature, or their favourite plant or animal.

*"... My heart opens up when I am in the mountains
Where I can be alone with my thoughts*

*I've returned here to be in the deserts
I love to hear the sound made by sand dunes ..."*

Excerpt from Mvula Ya Nangolo's poem *Namibia*.



For younger ages look at *It's Time to Grow* in **Toolkit 3.1** which includes poems in five different Namibian languages!



Prompt senior primary and secondary learners to write different types of poems about nature using the document *Green Poetry*. Also see Reinhold Mangundu's poem *Mother Earth*.

DANCE & PERFORMANCE

We can also get our learners onto the stage to celebrate nature in various types of performances. We can organise a fashion show made from recycled materials. We can challenge ourselves or our learners to choreograph a dance performance about the environment. This can be done in combination or separate to an environmental play.



Be inspired to dance for the environment by watching the video of the dance production *Lily*.



RESOURCES FOR ART-BASED ENVIRONMENTAL EDUCATION

Junior Primary

JP

Senior Primary

SP

Junior Secondary


JS

Senior Secondary

SS

Teacher

T



T

Art-based Environmental Education (AEE) Manual

MANUAL: This manual outlines the concept of art-based environmental education, explaining the concept and how to apply this knowledge to the art-based subjects. It also contains lesson plans and activity ideas.
AUTHOR: EduVentures (2019)



JP

SP

JS

Natural Plant Dyes

HOW TO: This is a two-page instruction sheet on how to create plant dyes from beetroots, spinach and dry onion skins.
AUTHOR: KinderArt / The KinderArt Club (2016)
 Link: <https://kinderart.com/art-lessons/painting/plantdye/>




JP

SP

JS

Make a Bird Mural

LESSON PLAN: This lesson plan provides simple useful steps for planning, preparing and making an environmental mural, as well as some examples. It also suggests making the mural painting part of a special event, like a festival.
AUTHOR: Environment for the Americas (n.d.)
 Link: <https://birdday.org/2012materials/MuralActivity.pdf>



JP

SP

JS

Recycled Arts and Crafts Guide

MANUAL: This guide for teachers gives instructions for conducting arts and crafts projects out of recycled materials, and includes guidance on educating children about recycling through engaging with the activities.
AUTHOR: Schools Recycle, Planet Ark (n.d.)
 Link: https://slco.org/globalassets/1-site-files/recycle/teacher_resources/recycledartsandcraftsguide.pdf



JP

SP

T

It Costs Almost Nothing

MANUAL: Following some background information, this book gives step-by-step instructions for creating various toys and games from rubbish and recycled materials for young children.
AUTHOR: M. Gallagher, M. Harlech-Jones (2007)
 Link: https://www.rightstart.com.na/wp-content/uploads/2019/12/It-costs-almost-nothing-book-reduced_compressed.pdf



T

Environmental Studies – Magic with Music

ARTICLE: This resource is comprised of case studies where schools have taught environmental topics through using music in various ways. Through examples, it guides on how to use music as a teaching tool in education.

AUTHOR: L. Borradaile (2000)

Link: http://assets.wwf.org.uk/downloads/magic_with_music.pdf



SP

JS


SS

1 x 1

VIDEO: In this music video Namibian singer EES sings about deforestation and rhino poaching. He encourages Namibians to work together to protect our natural resources.

AUTHOR: EES (2021)

Link: <https://www.youtube.com/watch?v=jaew4ja1O90>



SP

JS

SS

Samalilani 'Preserve'

VIDEO: This video is the result of a culmination of Zambian artists and the Conservation Music movement: a collaborative song to convey the message of needing to protect and live in harmony with our environment.

AUTHOR: Conservation Music (2018)

Link: <https://www.youtube.com/watch?v=q9F9LEeOUGE>



SP

JS


SS

Green Poetry

LESSON PLAN: With examples and links to further inspiration, this resource gives instructions for nature-inspired poetry writing and guidance on how to do so, including writing different types of poems.

AUTHOR: Forest Preserves of Cook County (2020)

Link: <https://fpdcc.com/wp-content/uploads/2020/05/FPCC-Earth-Day-Poetry-2020-050720.pdf>



SP

JS

Mother Earth

POEM: Through this poem, the Namibian environmental activist, Reinhold Mangundu gives praise to 'Mother Earth', expresses his admiration and love

AUTHOR: Reinhold Mungundu (n.d.)

Link: <https://www.rewild.org/team/reinhold-mangundu>



SP

JS

SS

Lily

VIDEO: This performance by Swakopmund's Dance Factory, "Lily" is a story that conveys the causes and effects of environmental pollution, highlighting its impact, suggesting solutions and raising awareness.


AUTHOR: Dance Factory Swakopmund (2018)

Link: <https://www.youtube.com/watch?v=BDFgRLgvEvc>



TEACH for ESD

CREATE ENVIRONMENTAL AWARENESS
is part of the **TEACH FOR ESD TOOLKIT**.



Improving ESD Teaching & Learning Experiences in Namibia